



IMMIGRATION SITUATION IN CROATIA COUNTRY REPORT

**Biškup Ivan
10.05.2017.**



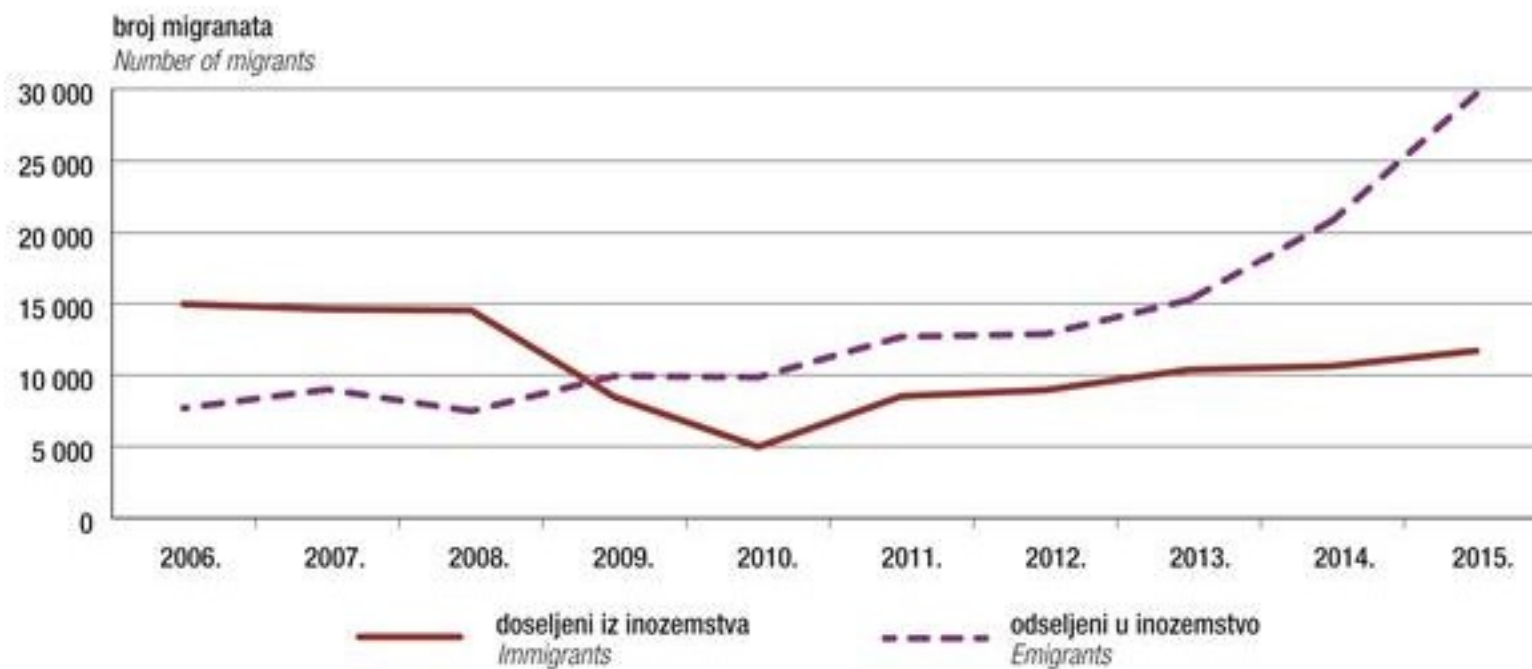
IMMIGRATION VS EMMIGRATION

- Croatia is emigrant, not immigrant country
- In 2015 according to Eurostat data
 - 29,651 emigrants
 - 10.706 immigrants

	Immigrants	Emigrants
2011	8 534	12 699
2012	8 959	12 8777
2013	10 378	15 262
2014	10 638	20 858
2015	11 706	29 651



G-1. SALDO MIGRACIJE STANOVNIŠTVA REPUBLIKE HRVATSKE S INOZEMSTVOM OD 2006. DO 2015.
NET MIGRATION OF POPULATION OF REPUBLIC OF CROATIA WITH FOREIGN COUNTRIES, 2006 – 2015



MIGGRATION BY AGE AND SEX, IN 2015

<i>Age</i>	<i>Immigrants</i>		
	<i>Total</i>	<i>Men</i>	<i>Women</i>
<i>Total</i>	11 706	6 541	5 165
0 – 4	303	172	131
5 – 9	248	131	117
10 – 14	261	122	139
15 – 19	620	331	289
20 – 24	1 223	619	604
25 – 29	1 462	780	682
30 – 34	1 274	734	540
35 – 39	1 137	676	461
40 – 44	948	573	375
45 – 49	819	486	333
50 – 54	738	459	279
55 – 59	662	369	293
60 – 64	702	351	351
65 – 69	627	391	236
70 – 74	284	177	107
<i>75 and over</i>	398	170	228



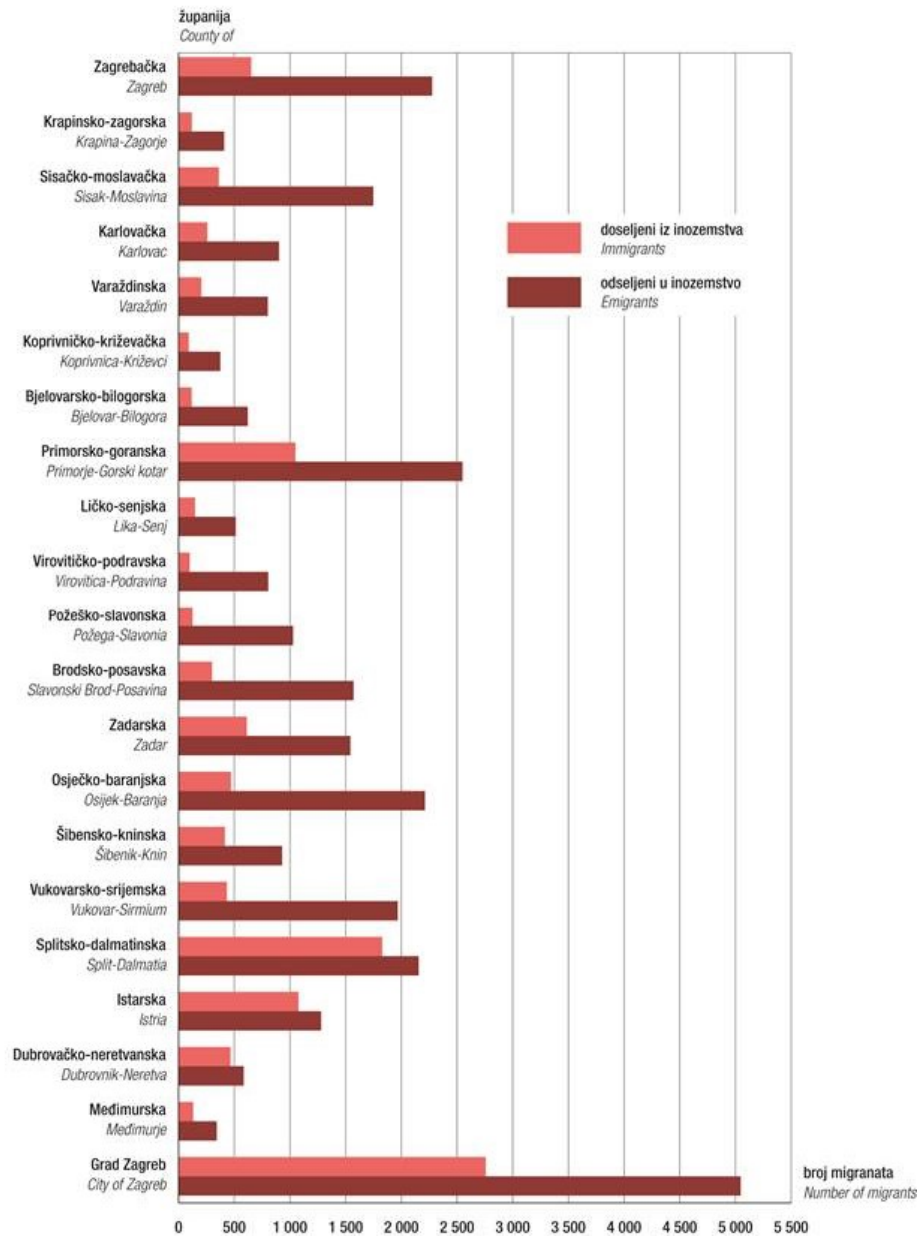
INTERNATIONAL MIGRATION,

BY COUNTRY OF ORIGIN/DESTINATION AND CITIZENSHIP, 2015

<i>Country of origin</i>	<i>Immigrants</i>			
	<i>Total</i>	<i>Croatian citizens</i>	<i>Foreigners</i>	<i>Unknown</i>
<i>Total</i>	11 706	6 483	5 216	7
<i>Europe</i>	10 515	6 052	4 460	3
<i>European Union</i>	4 382	2 182	2 198	2
<i>Other European countries</i>	6 133	3 870	2 262	1
<i>Asia</i>	475	88	386	1
<i>Africa</i>	118	27	91	-
<i>North and Central America</i>	310	171	139	-
<i>South America</i>	82	35	47	-
<i>Oceania</i>	131	108	23	-
<i>Unknown</i>	75	2	70	3



G-3. VANJSKA MIGRACIJA STANOVNIŠTVA REPUBLIKE HRVATSKE U 2015. PO ŽUPANIJAMA
 INTERNATIONAL MIGRATION OF POPULATION OF REPUBLIC OF CROATIA, BY COUNTIES, 2015



WESTERN BALKAN ROUTE



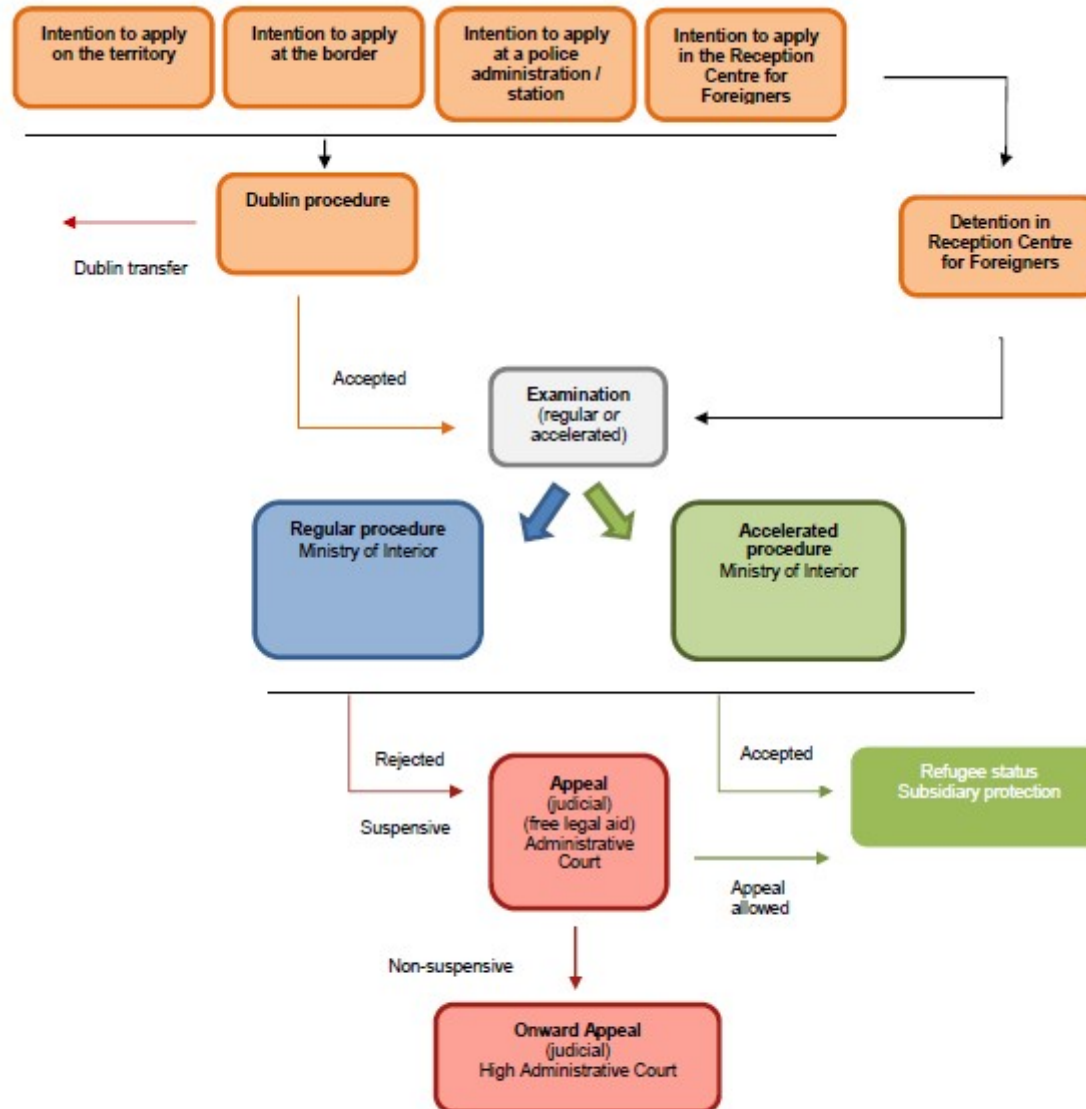
STATISTICS ABOUT ASYLUM

	Applicants in 2016	Pending applicatio ns in 2016	Refugee status	Subsidiar y protection	Rejection
Total	2.234	463	81	16	133
Afganistan	582	128	17	0	15
Iraq	309	110	21	0	4
Syria	311	131	21	15	5
Pakistan	140	14	0	0	4
Algeria	124	2	0	0	34
Maroco	82	5	0	0	23
Iran	133	62	7	0	8
Turkey	68	12	2	0	0
Libya	22	3	0	1	1
Palestine	17	3	0	0	1

STATISTICS

	Applicants in 2016	Refugee rate	Subs.Prot.r ate	Rejection rate
Total	2.234	35,2 %	7 %	57,8 %
Afganistan	582	53,1 %	0%	46,9 %
Iraq	309	60 %	0 %	40 %
Syria	311	51,2 %	36,6 %	12,2 %
Pakistan	140	0 %	0 %	100 %
Algeria	124	0 %	0 %	100 %
Maroco	82	0 %	0 %	100 %
Iran	133	46,6 %	0 %	53,4 %
Turkey	68	100 %	0 %	0 %
Libya	22	0 %	50 %	50 %
Palestine	17	0 %	0 %	100 %

ASYLUM PROCEDURE



TWO RECEPTION CENTERS FOR ASYLUM SEEKERS

Centre	Location	Maximum capacity	Occupancy 29.11.2016
Hotel Porin	City of Zagreb	600	550
Kutina	80 km from Zagreb	82	82
Total		682	632



RESISTANCE PERMIT

- Under refugee status 5 years
- Under subsidiary status 3 years



NATURALISATION

Waiting period for obtaining citizenship

8 years



ANTI DISCRIMINATION

- Anti Discrimination act (OG 85/08, 112/12)
- **Action plan for combact against discrimination - in public debate**



SOURCES

- http://www.dzs.hr/default_e.htm
- Croatian Bureau of Statistics www.dzs.hr
- Eurostat <http://ec.europa.eu/eurostat>
- Asylum Information Database – Country Report Croatia

